

DISHY HOME COMPACT QUICK USER GUIDE

1. Turn on the machine by pressing this button 



DISHY HOME COMPACT QUICK USER GUIDE

2. Run the machine for at least 2 times before using. It is common for the discharge water to be slightly brown during these 2 cycles.

The default mode is a 1-hour wash cycle. Press  to start washing.




DISHY HOME COMPACT QUICK USER GUIDE

3. Fill up the Rinse Aid by removing the cover and pouring it in until the liquid is visible from the top. The default setting is 3.


It only needs to be topped up when

 indicator is on.




DISHY HOME COMPACT QUICK USER GUIDE

4. Top up with 15ml of dishwasher detergent before every wash, approximately 7 presses of the bottle.



DISHY HOME COMPACT QUICK USER GUIDE

5. After washing, the fan will be turned on to dry the dishes. The fan can be turned off by pressing the  button.





DISHY HOME COMPACT QUICK USER GUIDE

- For a more detailed guide, please refer to Instruction Manual included in the product package, or downloadable from our website

www.dishyhome.sg